

Baillie Gifford Global Alpha Equities Fund



Third Quarter 2022

Fund Objective

The Baillie Gifford Global Alpha Equities Fund seeks capital appreciation.

Fund Facts

K Class Ticker	BGAKX
Institutional Class Ticker	BGASX
Launch Date	November 15, 2011
Size	\$887.5m
Benchmark	MSCI ACWI Index
Current Number of Stocks	92
Active Share	86%*
Annual Turnover	13%
Style	Growth
Stocks (guideline range)	70-120

*Relative to MSCI ACWI Index. Source: Baillie Gifford & Co, MSCI.

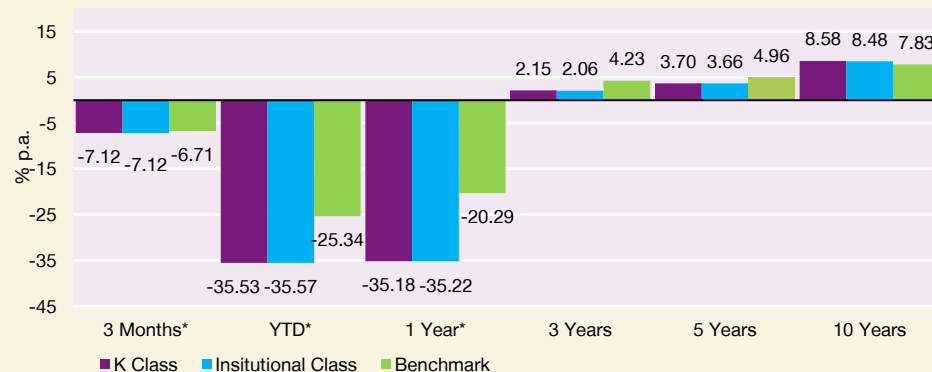
Launch date refers to the longest running share class of the fund. This is earlier than the K and Institutional share class launch date.

Global Alpha Team

Name	Years' Experience
Malcolm MacColl*	23
Spencer Adair*	22
Helen Xiong*	14

*Partner

Fund Performance as of September 30, 2022



Benchmark: MSCI ACWI Index

The performance data quoted represents past performance and is no guarantee of future results. Investment return and principal value of an investment will fluctuate so that an investor's shares, when redeemed, may be worth more or less than their original cost. Current performance may be lower or higher than the performance data quoted. For the most recent month-end performance please visit the Fund's website at bailliegifford.com/usmutualfunds.

The Baillie Gifford Fund's performance shown assumes reinvestment of dividend and capital gain distributions and is net of management fees and expenses. From time to time, certain fees and/or expenses have been voluntarily or contractually waived or reimbursed, which has resulted in higher returns. Without these waivers or reimbursements, the returns would have been lower. Voluntary waivers or reimbursements may be applied or discontinued at any time without notice. Only the Board of Trustees may modify or terminate contractual fee waivers or expense reimbursements. All fees are described in the Fund's prospectus.

Returns are based on the above noted share class from April 28, 2017. Prior to that date returns are calculated based on the oldest share class of the Fund adjusted to reflect the current share class fees where these fees are higher. Fund inception: November 15, 2011. *Not annualized.

Expense Ratios: All mutual funds have expense ratios which represent what shareholders pay for operating expenses and management fees. Expense ratios are expressed as an annualized percentage of a fund's average net assets paid out in expenses. Expense ratio information is as of the Fund's current prospectus, as revised and supplemented from time to time.

The MSCI ACWI Index is a free float-adjusted market capitalization weighted index that is designed to measure equity market performance in the global developed and emerging markets. This unmanaged index does not reflect fees and expenses and is not available for direct investment. The Fund is more concentrated than the MSCI ACWI Index.

Source: Baillie Gifford & Co, Bank of New York Mellon, MSCI. Share Class launch date: April 28, 2017. NAV returns in US dollars.

Investment Proposition

The Baillie Gifford Global Alpha Equities Fund aims to find companies that can deliver sustainable, above-average earnings growth over the long-term from a global opportunity set. The portfolio is vastly differentiated from the index with an Active Share of c. 90%, and we expect annual turnover to be typically less than 20%, implying an average holding period for each stock of over five years. We seek to take meaningful allocations in our best ideas, combined with our long-term investment horizon, which underpins our confidence in achieving the objective.

Top Ten Holdings

Holdings	Fund %
1 Elevance Health Inc.	4.24
2 Microsoft	3.01
3 Martin Marietta Materials	2.99
4 Prosus	2.92
5 Reliance Industries	2.84
6 Alphabet	2.76
7 AJ Gallagher	2.74
8 Moody's	2.68
9 Service Corporation International	2.37
10 Pernod Ricard	2.13

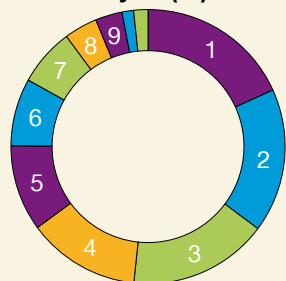
It should not be assumed that recommendations/transactions made in the future will be profitable or will equal performance of the securities mentioned. A full list of holdings is available on request. The composition of the Fund's holdings is subject to change. Percentages are based on securities at market value.

Gross Expense Ratio	
Share Class – K	0.64%
Share Class – Institutional	0.74%
Net Expense Ratio	
Share Class – K	0.64%
Share Class – Institutional	0.74%

Baillie Gifford Global Alpha Equities Fund

Third Quarter 2022

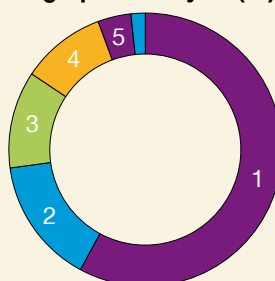
Sector Analysis (%)



1	Consumer Discretionary	18.24
2	Health Care	16.98
3	Financials	16.44
4	Information Technology	13.29
5	Materials	10.15
6	Communication Services	7.98
7	Industrials	6.78
8	Consumer Staples	3.93
9	Energy	3.15
10	Real Estate	1.38
11	Cash	1.69

Figures may not sum due to rounding. The composition of the Fund's holdings is subject to change. Percentages are based on securities at market value.

Geographic Analysis (%)



1	North America	57.89
2	Europe (ex UK)	14.96
3	Emerging Markets	11.51
4	Developed Asia Pacific	10.04
5	UK	3.93
6	Cash	1.69

Figures may not sum due to rounding. The composition of the Fund's holdings is subject to change. Percentages are based on securities at market value.

Fund Characteristics

	Fund	MSCI ACWI Index
Market Cap (weighted average)	\$184.30bn	\$302.73bn
Price/Book	3.13	2.22
Price/Earnings (12 months forward)	17.05	13.04
Earnings Growth (5 year historic)	15.62%	11.96%
Return on Equity	16.15%	16.80%
Delivered Beta (trailing 3 years)	1.08	N/A
Standard Deviation (trailing 3 years)	21.94%	19.13%

Source: Baillie Gifford & Co, Factset, MSCI.
Beta is in comparison to MSCI ACWI Index.

Definitions

Active Share – A measure of the Fund's overlap with the benchmark. An active share of 100 indicates no overlap with the benchmark and an active share of zero indicates a portfolio that tracks the benchmark.

Annual Turnover – Turnover is calculated as the smaller figure of either purchases or sales for the month and dividing it by an average fund market value. Annual Turnover is calculated as the sum of the monthly turnover figures for the 12 month period.

Market Cap – The weighted average size of companies represented in the portfolio, denoted by market capitalization.

Price/Book – The weighted average ratio of current share price to last reported company book value per share. This represents a measure of valuation levels.

Price/Earnings – The weighted average ratio of current share price divided by the 12 month forward earnings per share. This represents a measure of valuation levels. Fund and benchmark figures are calculated excluding negative earnings.

Earnings Growth – The weighted average growth in earnings per share of current portfolio holdings delivered over the past 5 years, expressed in % per annum. This represents a measure of delivered profits growth for the current holdings in the portfolio or benchmark.

Return on Equity – The weighted average ratio of 12 month forward earnings per share divided by the last reported book value per share. This represents a forward-looking measure of profitability, based on the current holdings of the portfolio or benchmark.

Beta – Beta is a measure of systematic risk, denoting the sensitivity of a fund to the direction of the market. Measures of beta that are significantly higher (lower) than 1.0 indicate a greater (lesser) degree of sensitivity to market direction.

Standard Deviation – A measure of the volatility of absolute returns. It is a measure of the dispersion of a set of absolute returns from its mean.

Legal Notices

Source: MSCI. MSCI makes no express or implied warranties or representations and shall have no liability whatsoever with respect to any MSCI data contained herein. The MSCI data may not be further redistributed or used as a basis for other indexes or any securities or financial products. This report is not approved, endorsed, reviewed or produced by MSCI. None of the MSCI data is intended to constitute investment advice or a recommendation to make (or refrain from making) any kind of investment decision and may not be relied on as such.

Contacts

Larysa Bemko

Tel: (212) 319 4638
email: larysa.bemko@bailliegifford.com

Mike Saliba

Tel: (212) 891 1572
email: michael.saliba@bailliegifford.com

Baillie Gifford Funds Services LLC, 780 Third Avenue, 43rd Floor, New York, NY 10017

bailliegifford.com

Copyright © Baillie Gifford & Co 2022.

Important Information and Fund Risks

All information is sourced from Baillie Gifford & Co unless otherwise stated. All amounts are in US dollars unless otherwise stated.

As with all mutual funds, the value of an investment in the Fund could decline, so you could lose money. The most significant risks of an investment in the Baillie Gifford Global Alpha Equities Fund are Investment Style Risk, Growth Stock Risk, Long-Term Investment Strategy Risk and Non-U.S. Investment Risk. The Fund is managed on a bottom up basis and stock selection is likely to be the main driver of investment returns. Returns are unlikely to track the movements of the benchmark. The prices of growth stocks can be based largely on expectations of future earnings and can decline significantly in reaction to negative news. The Fund is managed on a long-term outlook, meaning that the Fund managers look for investments that they think will make returns over a number of years, rather than over shorter time periods. Non-U.S. securities are subject to additional risks, including less liquidity, increased volatility, less transparency, withholding or other taxes and increased vulnerability to adverse changes in local and global economic conditions. There can be less regulation and possible fluctuation in value due to adverse political conditions. Other Fund risks include: Asia Risk, China Risk, Conflicts of Interest Risk, Currency Risk, Emerging Markets Risk, Equity Securities Risk, Environmental, Social and Governance Risk, Focused Investment Risk, Government and Regulatory Risk, Information Technology Risk, Initial Public Offering Risk, Large-Capitalization Securities Risk, Liquidity Risk, Market Disruption and Geopolitical Risk, Market Risk, Service Provider Risk, Settlement Risk, Small-and Medium-Capitalization Securities Risk and Valuation Risk.

For more information about these and other risks of an investment in the Fund, see "Principal Investment Risks" and "Additional Investment Strategies" in the prospectus. There can be no assurance that the Fund will achieve its investment objective.

Investors should consider the investment objectives, risks, charges and expenses carefully before investing. This information and other information about the Fund can be found in the prospectus and summary prospectus. For a prospectus and summary prospectus, please visit our website at bailliegifford.com/usmutualfunds. Please carefully read the Fund's prospectus and related documents before investing.

The Fund is distributed by Baillie Gifford Funds Services, LLC.

Ref: 27258 10015713